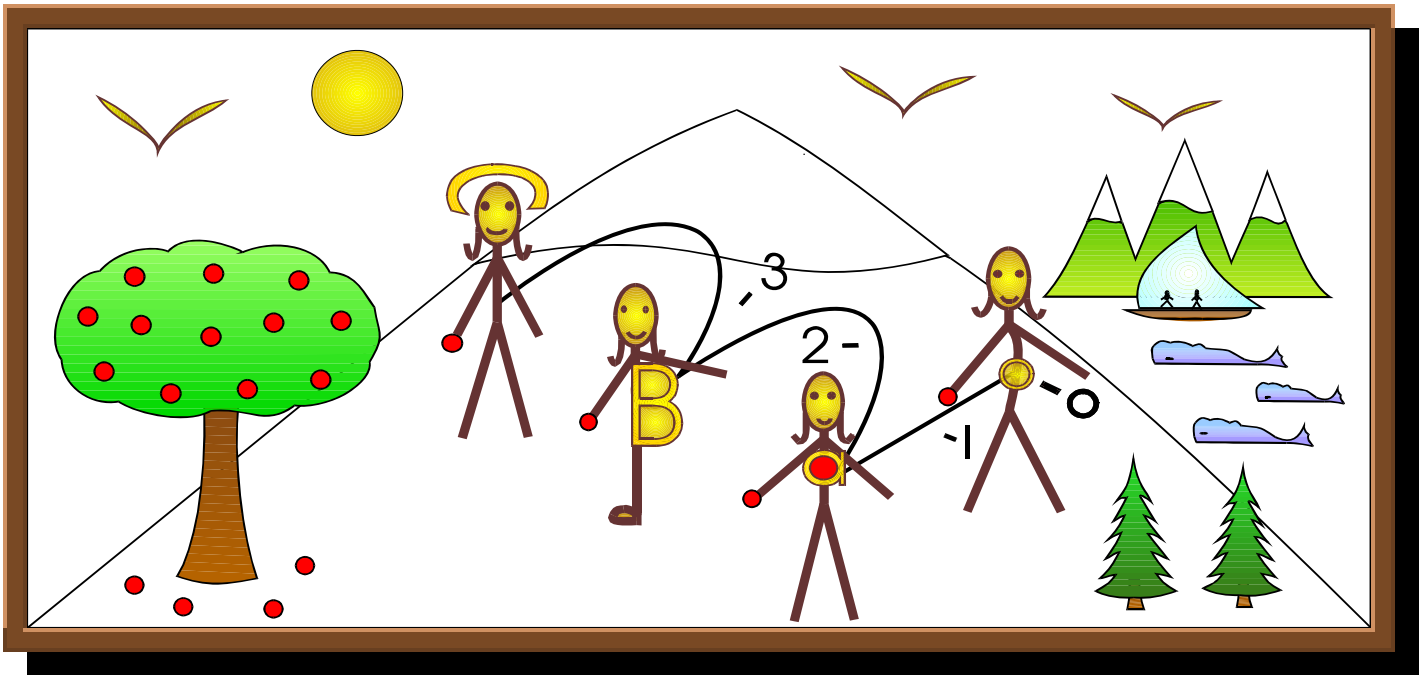


Remembering that the center of me is "o" (oh) or "0" (zero), take a look at the next drawing to see how I think the numbers "1", "2", and "3" may have gotten their shapes.



Since I first worked on numbers and created the drawing above I have thought about the other numbers' (4, 5, 6, 7, 8, and 9) shapes over the years, many times. Here are some ideas I have thought about.

When language and numerical communication began, there were no rules and the approach was not carefully structured. Most of the counting was probably of pieces of food, or of people or animals nearby. And, since they developed different ways of talking, different groups of people probably used somewhat different ways of counting, too.

9 - Some of the number shapes probably developed from hand motions that resembled the arrangement of the objects being counted, or from the shapes of the hands when holding the fingers up to indicate a number by how many fingers were shown (holding one finger up could represent the numeral "1").

True

False

The number four (4) can be written more than one way, with an open top or a closed top.

10 - Remembering that "0" was the starting point in the number drawing for the numbers "1" and "2's" shapes and not for number "3's" shapes, and counting the lines touching or crossing as a point that we count if necessary, we can use the ideas from the "0-1-2-3" drawing above and find a way to count 4 points or objects with an open top "4" or a closed top "4".

4 4

True

False

11 - Remembering that "0" was the starting point in the "0, 1, 2, 3" number drawing above and drawing 5 with all straight lines instead of rounding the bottom, we can use the idea from the drawing and find a way to count 5 points.

5

True

False

**12 - The "+", "-", "x", "÷", "#", "%" and "=" signs were probably created by the first humans who began to develop written arithmetic and mathematical skills.**

**True**

**False**

**13 - By thinking of the lines as sticks that are equal lengths and the "o" shapes as either rocks or round pieces of food, we can make an equals sign (=) with 2 sticks.**

**True**

**False**

**14 - We can use 2 sticks to make a plus sign (+). 1 stick plus 1 more stick equals 2 sticks or a (+) sign.**

**True** **False**

**15 - If we take one of the 2 sticks (+) away, that can leave a minus sign (-), and if we start stacking sticks 2 at time in a pile, we can make a number sign (#) which shows we are talking about more than 2 sticks or a number of sticks.**

**True**

**False**

**16 - The multiplication sign ( $\times$ ) is a variation of the (+) symbol that may have been turned to a different angle ( $\times$ ) to represent a different way of adding (multiplying).**

**True**

**False**

**17 - The division sign ( $\div$ ) may be using a minus sign (1 stick) with two rocks to show another way of subtracting (dividing a whole number into smaller parts or fractions).**

**True**

**False**

Another way that the division sign ( $\div$ ) may be used is as a percentage sign (%) where the stick (and 2 rocks which are the same size) are arranged to show a fractional relationship (like the division sign). Here the stick may be tilted at an angle ( $/$ ) as a way of showing a percentage (%) relationship between two different sized rocks.

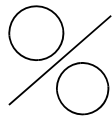
Originally when humans were using real sticks and rocks they may have tilted the stick at specific different angles to show what percentage that the two rocks and stick were representing.

18 - The drawings below show a way this might have worked (numbers and angles are approximate).

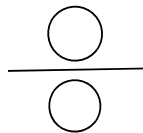
1 - The top rock is smaller (75% smaller =  $\frac{1}{4}$  times the bottom rocks size = 25%).



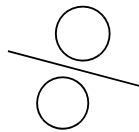
3 - The top rock is smaller (50% smaller =  $\frac{1}{2}$  times the bottom rocks size = 50%).



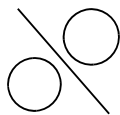
3 - The rock are equal sizes (the top rock is 1 times the bottom rocks size = 100%).



4 - The top rock is larger (25% larger =  $1 \frac{1}{4}$  times the bottom rocks size = 125%).



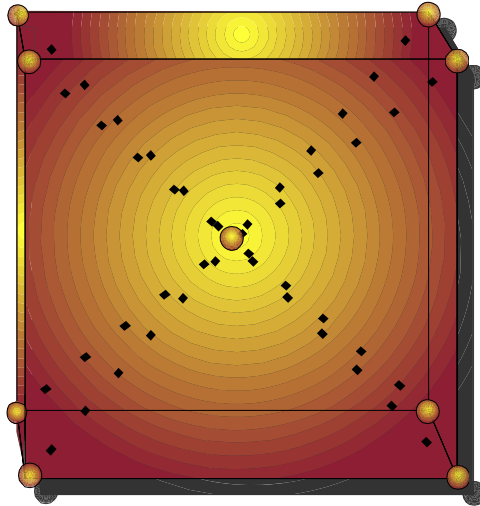
5 - The top rock is larger (50% larger =  $1 \frac{1}{2}$  times the bottom rocks size = 150%).



True

False

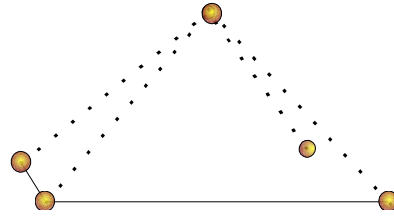
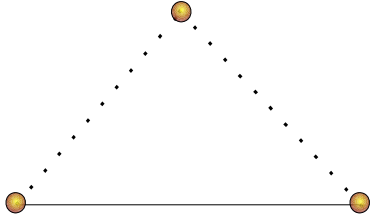
Remembering that a zero (0) and the letter "O" are both symbols for the center of a person's electromagnetic field, and that shapes can be either 1 dimensional like a flat drawing of a square or a circle, or 3 dimensional like a cube (a wooden block) or a sphere (a round ball), answer the following questions about geometric shapes.



19 - How many squares does it take to make a cube (remembering to count the front and back squares, too)?

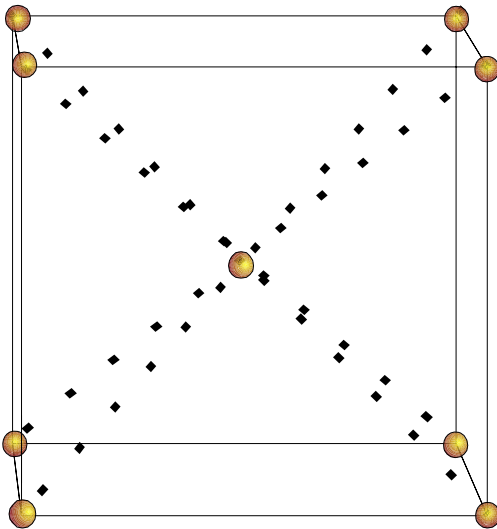
4 6

20 - How many triangles does it take to make a pyramid ?



4 6

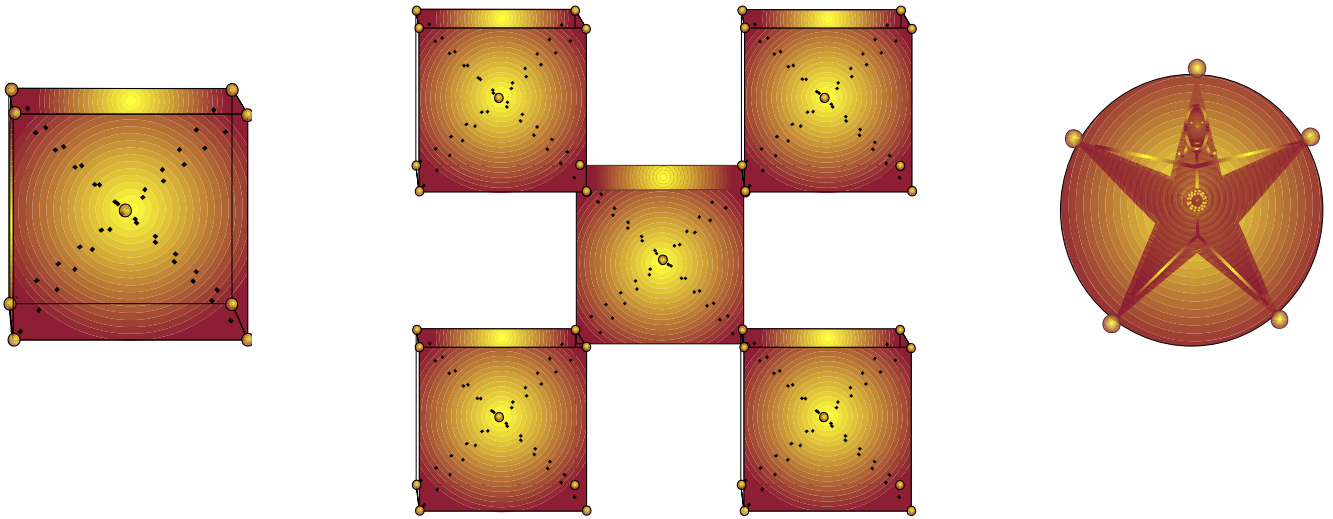
21 - How many pyramids does it take to make a cube ?



6 8


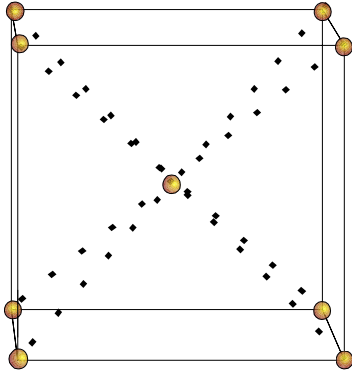
When you look closely at the original nine "o"s overall shape, you see that once we created the first cube by adding the eight corners of the cube to the original "o" at the center of the cube, we made it possible to also create squares, triangles, and pyramids by first connecting the eight corners of the cube and then by drawing lines from the center "o" to each of the corners.

22 - When we add more rows of "o"s to the original nine, we can build a matrix in all directions of equally spaced "o" shapes which can be connected with straight or curved lines to create almost any shape of rectangle, polygon, arc, circle, or star that we choose.



True False

23 - If you could rotate the eight outer "o" shapes in orbits around their center "o" you would create a shape that is similar to both an atom's shape, and our solar system.



True

False

The little specks of light that some of you may have noticed as you oscillated electromagnetically or when you accidentally bumped your head, also share this basic arrangement of shapes. In their case each speck of light is the energy flowing from the earth's magnetic field through the center ("o") of an out-of-phase life form's electromagnetic field that is surrounded by its eight closest electromagnetic relative's centers ("o"s), which inductively feel the magnetic flow of energy through the center life form's "o".



24 - It is the ability of individual out-of-phase life forms to charge themselves electromagnetically that makes it possible for each of us to help create a peaceful planet.

**True**

**False**